

BettesMakes and Copious Crafts Weekly Newsletter August 24



FREE for subscribers - this week I am adding some special files that are early access. I do hope you will enjoy all the extras! The link to the files are at the end of this newsletter.

Great Buys

I try and stay within a budget when it comes to buying crafting supplies, and that often takes a huge effort! This past week I splurged on buying the Cricut Mystery box plus a couple of on sale mats! The total was not that bad but because I had a Cricut membership I saved 10% and I also got free shipping and another 10% using a discount code from Jennifer Maker (I have also used one from Melody Lane). The results saved me over \$20 even on sale items! I felt great about getting such a deal. The sale is still on, if you are interested. Just go to [Cricut.com](https://www.cricut.com) (I do not have an affiliate link for Cricut).

The next day I found a 70% off clearance rack at my local Michaels (I am going to be teaching there on August 31) on gorgeous display boxes - I ended up paying \$10 for a large one and even less for the medium and smaller sizes. This was one of the best deals I have had there - so keep a sharp eye when discounts come your way, you never know when you can take advantage of them.

My Favorite Artist of the Week

I love featuring an artist I admire - this week is no exception. I have known Wendy Dewar Hughes for over 5 years and ***her art is beyond just gorgeous.***





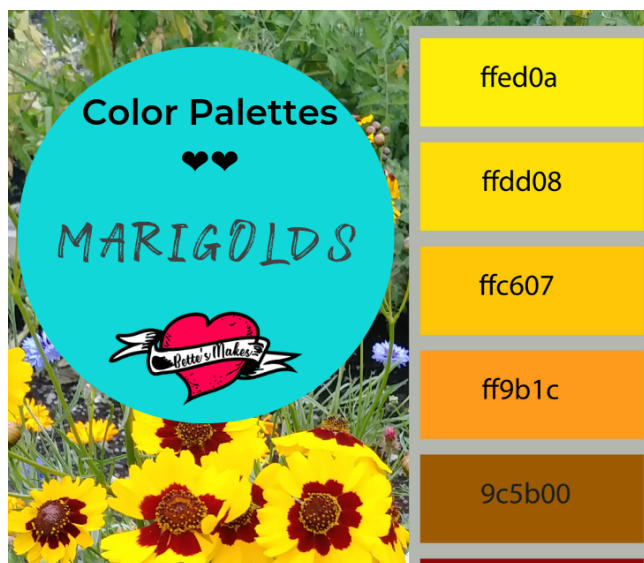
I know you will absolutely love her farm animals, RV makes, and her new sticker collection! When you go to her site you can get one of her sticker sets for FREE! Wendy is also an accomplished watercolor artist and she teaches Watercolor painting - put her on your list of people to follow.


Her website is <https://wendydewarhughes.com>



The Color Palette for this week is all about Marigolds!

Marigolds have so many different colors, it was difficult to decide which ones to photograph and make a palette with. I decided these yellow/orange/red ones were perfect for heading into fall.





Back to School

I was wandering through Hobby Lobby, Michaels, Home Sense, and even Walmart to look for ideas based on school being back in session. There was a flurry of parents trying to get the right supplies and a decent price. Most of those stores were into Hallowe'en and even Christmas instead of focusing on immediate school supplies (Walmart was stocked with a lot of stuff sold out). It occurred to me, that much of what was needed was glue, notebooks, rulers, pencils, etc. The paper ranged from graph paper to dot graph and lined paper - so I decided to design a series of papers that could be printed out on an as needed basis to make it easier when supplies were out!

I made these papers my ***FREE downloadable of the week***. I do hope you can use these not only for crafts but for scrapbooking, journaling, designing, and school use.

Other crafts that fit with back to school are making decals and iron-on designs to personalize gym strip and lockers! I am planning to add to the downloadable collections with some unique school designs.



This week's Reading from my Blog

I found that I was getting so many queries about embossing lately that I would repost my article called ***How to Use 4 Amazing Embossing Techniques***. Embossing is quite easy once you know how simple it can be. I experimented with a few techniques and made a royal mess in the process but in the end, they all turned out better than I had expected. If you have ever tried embossing then you will know exactly what I mean.





I am still looking at a Pinwheel project in the near future. I am currently designing the turning blocks to make them completely free turning without having to buy a lot of supplies. Look for this blog post in the next week or two. I guess experiments take a lot more time than I had anticipated.

I will be creating a video for this project over the next week.

Reminder About the Facebook Group

We now have 86 members in our new group <http://Facebook.com/groups/BettesMakes!>

My blog posts and the links to them are always posted in the group in order for you to have easy access. It is a great place to also add your comments and join in the discussions. The group is also the perfect spot for you to post your makes and ask for opinions. ***The group is a two-way street and in place to help everyone.***

I now have my survey results and my makes will primarily be in the 5 categories chosen. I will continue to do other crafts as well as good ideas are so hard to pass by. Have you ever walked into a store and loved something then thought, "I can make this"? That is what happens to me every time I shop. As a reminder, you can always email me with ideas to bette@bettesmakes.com

Pinterest

An update on Pinterest - we now at an amazing 2.7 million monthly views (this is taking my breath away as I can hardly believe that number) with over 1730 followers (a nice increase from the previous week). If you have not yet followed [BettesMakes](#), [please click here](#) and follow me - many thanks in advance!

[Please click here](#) and renew me many thanks in advance.

Don't forget to subscribe to my new YouTube Channel

<https://www.youtube.com/channel/UCzMHoceK1XiXi8Iyk...>

Do you know anyone who loves to craft and would benefit from this newsletter and the resource library? Please pass this newsletter on and let us know who they are - I want to reward those who help us build our mailing list. I have plenty of Sakura Gelly Roll pen sets to give away.

Let's really enjoy summer this weekend!

Happy Crafting!



Like my Facebook Page: <http://Facebook.com/BettesMakes>

Follow me on Pinterest: <Http://Pinterest.ca/BettesMakes>


Join my Facebook Group: <http://Facebook.com/groups/BettesMakes>

Don't forget to subscribe to my new channel on [YouTube](#) - new videos each week will be posted. Creating videos for my crafts is the best way to add to my step-by-step blog tutorials.

In case you forgot, the password for the resource library is **love**

For those of us who love to blog and do crafts, check out the latest [Pinterest Launch Plan](#) from Jennifer Maker. it is something you do not want to miss. I have been following this religiously for the past two months and I am still in awe at how many monthly views I am getting. As of today we are over 1.8 million monthly views on Pinterest.






Jennifer also has a list building course called [List Love](#) - I am working my way through this program as we speak. As the first program was so successful, I am truly excited about diving into this one as well.

Just to let you know, there may be affiliate links in this newsletter. You will not pay a penny more for any product and I may make a few cents in the process. If you want to read more, read my [Disclaimer Policy](#).

FREE GIFT for This Week

this is for you!

This week I am giving each of you a digital paper pack - this set contains paper styles you can download and use for journaling, scrapbooking, crafts, and school work. Feel free to use these digital papers in any way you wish - it is my gift to you.



To get the free gift, go to [my resource library](#) and log in with the password **love** - The file should be at the top of the list and called **Paper Styles**.

Thanks for being one of my loyal readers! More freebies to come in the future.

Bette



|| 115 First Street, PMB-BD67803 - Bette Daoust, Sumas, Washington 98295-9674